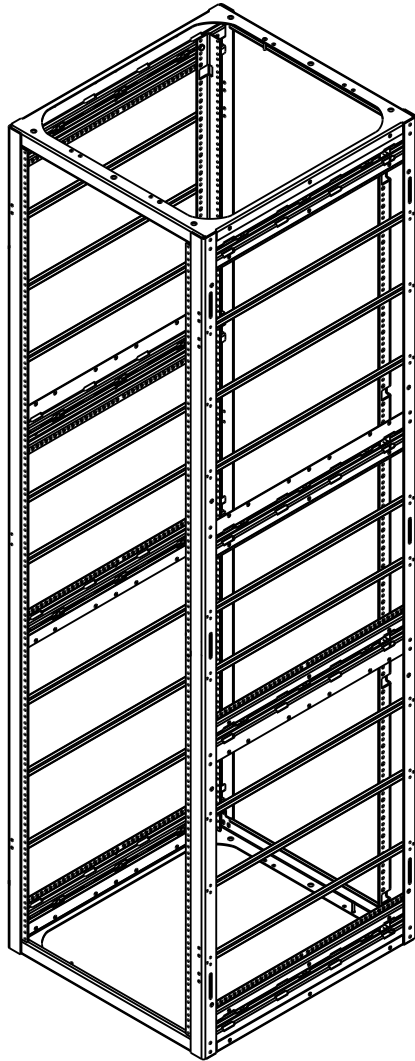


INSTRUCTION SHEET
GRK SERIES
BROADCAST RACK



THANK YOU

Thank you for purchasing the GRK Series broadcast rack.

PRODUCT FEATURES

- Broadcast enclosure series with a complete line of available options and accessories.
- Specifically suited for broadcast applications.



SAVE ALL INSTRUCTIONS / CONSERVER CES INSTRUCTIONS



DANGER HAZARDOUS VOLTAGE/DANGER HAUTE TENSION

The lightning flash with the arrowhead symbol, within an equilateral triangle is intended to alert the user to the presence of uninsulated dangerous voltage within the product's enclosure that may be of sufficient magnitude to constitute a risk of electric shock to persons.

L'éclair avec le symbole de flèche dans un triangle équilatéral est destiné à alerter l'utilisateur de la présence d'une tension dangereuse non isolée dans l'enceinte du produit qui peut être d'une ampleur suffisante pour constituer un risque de choc électrique pour les personnes.



CAUTION/ATTENTION The exclamation point within an equilateral triangle is intended to alert the user to the presence of important operating and maintenance (servicing) instructions in the literature accompanying the appliance.

Le point d'exclamation dans un triangle équilatéral est destiné à alerter l'utilisateur de la présence d'importants instructions d'opération et de maintenance (entretien) dans la documentation accompagnant l'appareil.



WARNING: Failure to read, understand and follow the following information can result in serious personal injury, damage to the equipment or voiding of the warranty.

AVERTISSEMENT: Ne pas lire, comprendre et suivre les informations suivantes peut entraîner des blessures graves, des dommages à l'équipement ou de la nullité de la garantie.



CAUTION: To avoid an unstable condition, place heavier components at the bottom of the enclosure. When more than one component is placed in the enclosure, begin at the bottom of the enclosure and place equipment at the lowest available point, evenly distribute weight (horizontally) within the enclosure.

Component weight should be distributed as follows:

- 1/2 of the total component weight (at a minimum) placed in the bottom third of the cabinet
- 1/4 of the total component weight (at a maximum) placed in the middle third of the cabinet
- 1/4 of the total component weight (at a maximum) placed in the top third of the cabinet

ATTENTION: Pour éviter un état instable, placez composants les plus lourds au fond de l'enceinte. Lorsque plus d'un composant est placé dans la enceinte, commencer par le bas de l'enceinte et placer l'équipement à la point le plus bas disponible, de distribuer uniformément le poids (horizontalement) dans le enceinte.

Le poids des composants devrait être réparti comme suit:

- 1/2 du poids total de la composante (au minimum) placé dans le tiers inférieur de l'armoire
- 1/4 du poids total de la composante (au maximum) placé dans le tiers médian de l'armoire
- 1/4 du poids total de la composante (au maximum) placé dans le tiers supérieur de l'armoire



CAUTION: All installation and assembly steps must be performed by qualified personnel.

ATTENTION: Toutes installation et de montage étapes doivent être effectuées par du personnel qualifié.

IMPORTANT SAFETY INSTRUCTIONS / INSTRUCTIONS IMPORTAANTES SUR LA SÉCURITÉ



CAUTION: Ensure that the floor has a structural load capacity that will support the weight of the cabinet fully loaded with equipment.

ATTENTION: Veiller à ce que le sol a une capacité de charge structurelle qui supporter le poids de le cabinet entièrement chargé avec l'équipement.



CAUTION: The following parts are not effectively bonded to the protective earth terminal: Rack rails, lace bars, Lever Lock™, shelves, baffle, blanking panels, and cable management. If any part needs to be bonded to the protective earth terminal it shall be done in accordance with Article 250 of the National Electrical Code.

ATTENTION: Les pièces suivantes ne sont pas correctement liés à la borne de terre de protection: rails de rack, des bars de dentelle, Lever Lock™, des étagères, des chicane, des panneaux d'obturation, et la gestion des câbles. Si une partie doit être lié à la borne de terre de protection, il doit être fait conformément à l'article 250 du Code national de l'électricité.



CAUTION: Power cord(s), for fans or other accessories, need to be secured to ensure that they are routed away from pinch points and moving parts.

ATTENTION: Le cordon d'alimentation (s), pour les fans ou autres accessoires, doivent être fixé à veiller à ce que ils sont acheminés loin des points de pincement et des pièces mobiles.



CAUTION: Do not attempt to unload or move the enclosures alone. Make sure to have sufficient amount of personnel and equipment to safely move this product.

ATTENTION: Ne essayez pas de décharger ou déplacer les enceintes seul. Assurez-vous d'avoir quantité suffisante de personnel et de matériel pour déplacer ce produit en toute sécurité.



CAUTION: To reduce the risk of personal injury, these mounting instructions must be followed and proper weight capacities must be observed.

ATTENTION: Pour réduire le risque de blessures, ces instructions de montage doivent être respectées et les capacités de poids appropriées doivent être respectées.

WEIGHT RATINGS

Model	Weight Rating
All	1,500 lbs.

SPECIFICATIONS

Heights: 40 RU to 52 RU (each RU = 1.75")

Widths: 22"

Depths: 24", 30", 36" and 42"

Load Ratings: 1,500 lbs. load rating

Added Weight (Loading): Total added weight should be distributed as follows:

- 1/2 of the total added weight (at a minimum) placed in the bottom third of the enclosure
- 1/4 of the total added weight (at a maximum) placed in the middle third of the enclosure
- 1/4 of the total added weight (at a maximum) placed in the top third of the enclosure

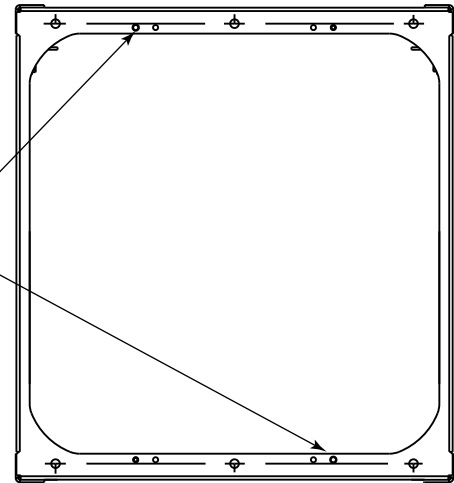
GROUNDING AND BONDING

Protective Earth Terminals (PET) are located on the bottom frame of the enclosure. These terminals are marked with the ⊕ symbol. Enclosure accessory parts contain or are provided with bonding points for connection to the frame / PET. Protective earth and bonding connections shall be in accordance with Article 250 of the National Electric Code. When removing any bonded accessory for servicing the enclosure, make sure to disconnect the bonding terminal from the accessory. NOTE: The bonding terminal MUST be reconnected to the accessory when the part is replaced after servicing.

NOTE:

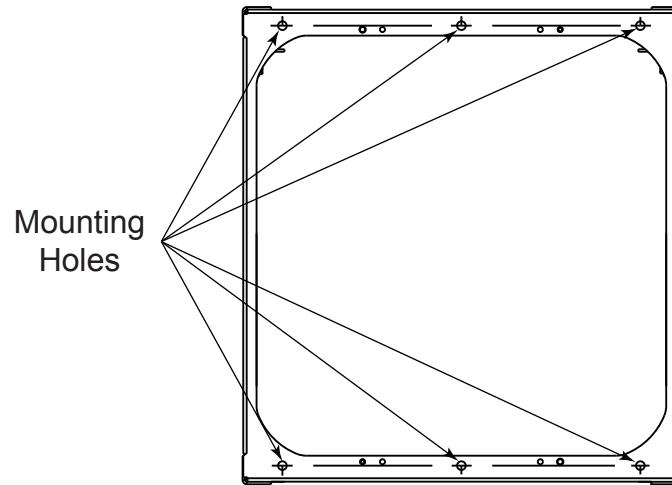
- The main protective earth conductor needs to be the first terminal placed on the PET and this terminal needs to be secured on its own with a nut.
- The rack is symmetrical; the bottom identical to the top.

PET Studs
(1/4-20)



MOUNTING THE ENCLOSURE TO THE FLOOR

1. Mount the host enclosure to the floor in accordance with all local building codes using the (6) mounting holes on the bottom of the rack.



WARRANTY

Middle Atlantic Products (the "Company") warrants the product to be free from defects in material or workmanship under normal use and conditions for the lifetime of the product.

The Company's entire liability to the purchaser, and the purchaser's (or any other party's) sole and exclusive remedy, under this warranty shall be limited, at the Company's option, to either (a) return of and refund of the price paid for, or (b) repair or replacement at the Company's factory of the products purchased, or any part or parts thereof, which the Company has determined to be defective after inspection thereof at the Company's factory.

This warranty does not cover damage due to acts of God, accident, misuse, abuse or negligence by parties other than the Company, or any modification or alteration of the products. In addition, this warranty does not cover damage due to improper handling, assembly, installation or maintenance.

THIS WARRANTY IS IN LIEU OF ALL OTHER WARRANTIES OF ANY KIND, EITHER EXPRESSED OR IMPLIED, INCLUDING, BUT NOT LIMITED TO, IMPLIED WARRANTIES OF MERCHANTABILITY AND FITNESS FOR A PARTICULAR PURPOSE.

TO THE MAXIMUM EXTENT PERMITTED BY APPLICABLE LAW, IN NO EVENT SHALL THE COMPANY BE LIABLE FOR ANY SPECIAL, INCIDENTAL, INDIRECT, OR CONSEQUENTIAL DAMAGES WHATSOEVER (INCLUDING, WITHOUT LIMITATION, DAMAGES FOR LOSS OF BUSINESS PROFITS, BUSINESS INTERRUPTION OR ANY OTHER PECUNIARY LOSS) ARISING OUT OF THE USE OF THE PRODUCTS PURCHASED, EVEN IF THE COMPANY HAS BEEN ADVISED OF THE POSSIBILITY OF SUCH DAMAGES. THE COMPANY'S LIABILITY TO THE PURCHASER (OR ANY OTHER PARTY) HEREUNDER, IF ANY, SHALL IN NO EVENT EXCEED THE PURCHASE PRICE OF THE PRODUCTS PAID TO THE COMPANY.

Corporate Headquarters

Corporate Voice 973-839-1011 - Fax 973-839-1976 / International Voice +1 973-839-8821 - Fax +1 973-839-4982
middleatlantic.com - info@middleatlantic.com

Middle Atlantic Canada

Voice 613-836-2501 - Fax 613-836-2690 / middleatlantic.ca - customerservicecanada@middleatlantic.ca

Factory Distribution

USA: NJ - CA - IL Canada: ON - BC

At Middle Atlantic Products we are always listening. Your comments are welcome.

Middle Atlantic Products is an ISO 9001 and ISO 14001 Registered Company.



Middle Atlantic Products

what great systems are built on™

middleatlantic.com ■ 800.266.7225